



Logo and Brand Mark Style and Usage Guide

Issue Date: 01/11/2023



**The STOP THE BLEED® campaign is administered by the
Combat Casualty Care Research Program, Defense Health Agency.**



STOP THE BLEED® is a registered trademark of the U.S. Department of Defense.
All rights reserved. ©DoD

TABLE OF CONTENTS

1. STOP THE BLEED® Brand Overview

2. Usage Guidelines

3. Taglines & STOP THE BLEED® Campaign Badges

4. Training Certificates

5. QR Code Usage

6. Colors

7. Brand Fonts

8. Other Applications

9. Image Guidelines

10. Summary

1

BRAND OVERVIEW



The STOP THE BLEED® campaign is a cooperative effort between the U.S. Government, the private sector and the American public. It is one of the nation's largest public health campaigns and is designed to enhance anyone's ability to take decisive, lifesaving action to assist victims with traumatic injuries. This will be accomplished by providing the public with both the knowledge and tools necessary to stabilize an injured person and control severe bleeding until first responders arrive on the scene.



Under the leadership of the Department of Defense, the STOP THE BLEED® (STB) campaign is designed to take the life-saving lessons learned on the battlefields of Iraq and Afghanistan to the general public. The initiative directly translates the military's techniques for treating traumatic injuries involving severe bleeding into a hands-on training course that will enable those taking the course to control bleeding until the first responders arrive. Under the guidance of DoD's Combat Casualty Care Research Program, the STB campaign's goal is to empower the public to save lives by giving them the opportunity to receive quality training and to ensure that they have access to bleeding control kits that meet or exceed DoD's requirements for quality and functionality.

The STOP THE BLEED® logo may not be reproduced in any form without the express written permission from the DoD. All reproductions of the logo should contain the registered ® symbol which should be displayed in the manner shown in this guide.

If you have any questions about this style guide and its requirements, contact the DoD at stopthebleed@stripes.osd.mil

2

USAGE GUIDELINES

The STOP THE BLEED[®] logos shown are the only ones sanctioned by the DoD. The full version of the logo shows hand and stop sign coupled with the tagline. The stop sign alone should normally only be used when space is limited. It is important that the logo always be reproduced in the color formulations shown in Section 6: COLORS (page 13).

**Primary Logo Option -
Red and Black**



**Secondary Logo Option -
Black and White**



**Secondary Logo Option -
White**



**Stop Sign Logo Option -
Red or Black**



**Written word style -
All caps with superscript
circle "R" symbol**

STOP THE BLEED[®]

2

USAGE GUIDELINES

DO: use the appropriate STOP THE BLEED® logo version on a white or light colored background that does not detract from the logo colors and the white versions of the STOP THE BLEED® logo on dark backgrounds.



2

USAGE GUIDELINES

DO: always type STOP THE BLEED® in all caps with the registered trademark circle “R” symbol in superscript when using it in the body of text.

DONT:

print the logo on a background of any pattern, design, photograph, or artwork.



alter the logo in any way. This is important to maintain the integrity of the STOP THE BLEED® brand.



emboss the logo, apply shadows, layer other images on top of the logo, alter the colors, or distort the size of the logo.



use STOP THE BLEED® in text with alternate capitalizations or without the registered trademark superscript circle “R” symbol

~~Stop The Bleed~~
~~STOP the BLEED~~
~~Stop the bleed~~

USAGE GUIDELINES

AUTHORIZATION and INFORMATION

Corporations or other for-profit entities may use either the black and white or color version of the logo to promote bleeding control training programs and related community events. These uses must be approved in advance by the DoD and are subject to its licensing policies.

BRAND OWNERSHIP

The DoD owns the STOP THE BLEED® trademark in the U.S. and many foreign countries and the program name and logo cannot be reproduced without the written permission of DoD.

OFFICIAL STOP THE BLEED® LICENSES

There are various types of STOP THE BLEED® licenses offered - educational licenses, promotional licenses and product licenses. For more information on features and benefits of educational and promotional licenses, visit <https://stopthebleedcoalition.org/licenses>

For more information on product licenses, contact the DoD at stopthebleed@stripes.osd.mil.



Request for authorization, permissions, licensing info, or other program information should be sent to: stopthebleed@stripes.osd.mil

2

USAGE GUIDELINES

SPACING

To ensure the prominence and legibility of the STOP THE BLEED® logo, always surround it with a field of clear space. This field area isolates the STOP THE BLEED® logo from competing graphic elements such as text or photography that may divert attention from the STOP THE BLEED® logo.

The amount of clear space required around the logo is roughly equal to one-half height of the STOP THE BLEED® logo. This ratio should be maintained as the minimum amount of space on all materials where the logo appears.

Exceptions to these spacing requirements must be approved in writing by the DoD. Unless otherwise directed, requests for exceptions should be sent to stopthebleed@stripes.osd.mil.

EXAMPLE SPACING

Pidel eiusam ipsam, simagnim autemquatio volesti issitibus aut ut idest in cullabo. Onem quam doluptium eius accum quis saperovitio blaborum reptasi nctibea ruptibuscium atectios aut et fuga. Ut aut a cusa nobis disciae rchiliquam aut optur? Fugit abore volupta ectore modia si con re di ipsa sus.

Us, ventio ma
aut esernat
quatet, eat
consegue seque
aperitiis aut aut
sint receribera
idio consequ
odi beratia
voloreperion
sum veliae none
debitati sinctem
mostio et hitis



atia venim qui
ecabor arum
odissimi, enimpori
expel magnisti
imusae peratur
quidus utatati
untotataeolest
nonsequi alit quis
rendit remporis
dios doluptatem
dem velentiis
dolectotatur

molum untunt. Riscit aut ex estem que velent aut occum doloruptate am lis a cus, vollaboris ma doloriorerum reria di dolest aliquos alibus aditatestium estiusante conse pro eicianiaspe volore vero init qui ut audit, offictotas velenditin conet quam ad mil eate vitius alitatur autem isqui imagnie nesectem esequibus, comnima ximagn.

3

TAGLINES & CAMPAIGN BADGES

TAGLINES

Below are examples of the STOP THE BLEED® logo with suggested tag lines. As long as the distance requirements between the logo and other words or designs are met, the logo and associated taglines can be used in a the following ways.

STOP THE BLEED® should never be translated into a foreign language. Instead, the foreign language translations should be shown on a tagline underneath the logo.



BE PREPARED TO SAVE A LIFE



TIME TO TRAIN



DETENGA EL SANGRADO



BE PREPARED

STOP THE BLEED® CAMPAIGN BADGES

Below is an example of a STOP THE BLEED® badge. All requirements and regulations that pertain to the STOP THE BLEED® logo also apply to any STOP THE BLEED® campaign badge.

EDUCATIONAL LICENSEE BADGE

Organizations that have been issued STOP THE BLEED® Educational License Agreements are entitled to use the Educational Licensee badge. The badge image can be downloaded via the Educational Licensee portal here stopthebleedcoalition.org/educational-licensee-portal



3

TAGLINES ALTERNATE PLACEMENT

TAGLINE ALTERNATE PLACEMENT

In some instances the STOP THE BLEED® logo and tagline may be placed side by side to accommodate space limitations (ie; banner ads, horizontal signage, etc.). As long as the distance requirements between the logo and other words or designs are met, the logo and associated taglines can be used in the following ways.

DO:

1. Keep the height of the tagline banner equal to the total height of the words STOP THE BLEED®
2. Keep the height of the tagline equal to the height of the words “THE BLEED”
3. Keep the same distance requirements from other elements on the page

DON'T

1. Modify the height or shape of the tagline banner (ie; rounded corners)
2. Change the color of the tagline banner
3. Put the tagline banner in any other position relative to the STOP THE BLEED® logo



4

TRAINING CERTIFICATES



Note: Certificates should only be issued to students that have completed the in-person hands-on skill section of the course that includes showing competency in applying direct pressure to reduce bleeding, packing and wrapping a wound and proper tourniquet application.

AUTHORIZED STOP THE BLEED® TRAINING CERTIFICATES

STOP THE BLEED® has created official, customizable STOP THE BLEED® Training Certificates. There are a number of approved formats - below are several examples. You can access and download official templates here: stopthebleedcoalition.org/trainingcertificates

Any deviation from these certificate formats requires DoD approval at stopthebleed@stripes.osd.mil

Note: Adobe® Acrobat Recommended for customization



Download

5

QR CODE USAGE

QR CODE USAGE

To make it easier for people to access DoD approved STOP THE BLEED® training information and materials the use of QR codes has been approved. When creating STOP THE BLEED® branded QR codes, follow the guidelines to make sure you are using STOP THE BLEED® branded QR codes correctly.

DO:

1. Add the STOP THE BLEED® stop sign icon in the center of the QR code
2. Refer to the color guidelines (page 13) for the correct color code
3. Always connect the STOP THE BLEED® branded QR code to an official Department of Defense approved STOP THE BLEED® website or official STOP THE BLEED® landing page

DON'T

1. Modify the color that is outside the approved STOP THE BLEED® brand colors (Page 13)
2. Use any other icon or graphic inside the QR code
3. Overly design the QR code with frames and other graphic elements
4. Connect the STOP THE BLEED® QR code to a non-approved website or landing page

CORRECT




INCORRECT



COLORS



Primary Brand Colors



Pantone: 7621C

CMYK:

C: 0

M: 80

Y: 77


K: 33

HEX: #ab2328

RGB: R: 171

G: 35

B: 40



Pantone: Black C

CMYK:

C: 94

M: 77

Y: 53

K: 94


HEX: #222223

RGB: R: 34

G: 34

B: 35

Secondary Brand Colors



Pantone: Cool Grey 5

CMYK:

C: 31

M: 24

Y: 25

K: 0

HEX: #b1b3b3

RGB: R: 177

G: 179

B: 179

7

BRAND FONTS

In order to maintain a consistent brand image throughout all communication materials, both digital and printed, use the following fonts. Try to maintain consistency when using typefaces when developing STOP THE BLEED® communication materials.



Franklin Gothic Heavy



Franklin Gothic Book

STOP THE BLEED® Club Guide

Bus consequia voluptatinci aut resto quaeper sperum que odi-
Fugit alitas volorum quod et apellab idel maximustibus elitios
quaeperum aut adit porrorro eaque deriae. Ut et harum diciande
vollibe aturem fugia quassin ulla tempore miliquo evelesciis
estiis doluptat.

Be prepared to save a life!

Franklin Gothic Heavy (For Headlines)

Franklin Gothic Book (For Body Text)

Franklin Gothic Book Italic (For Captions and Call Outs)

8

OTHER APPLICATIONS

CO-BRANDING

The STOP THE BLEED® logo may be co-located with partner logos. In no case should the STOP THE BLEED® logo be smaller than the other logo. Normally it will be in a 50% – 50% proportional relationship, with a field of clear space around it. Here too, the amount of clear space required between the logos should be roughly equal to one-half the height of the STOP THE BLEED® logo.

The second logo can be above, below or on either side of the STOP THE BLEED® logo as long as the spacing requirements are met.

YES




NO



IMAGE GUIDELINES

Any images used in STOP THE BLEED® promotional materials and authorized training programs should be tastefully done and reflect positively on DoD and the STOP THE BLEED® campaign. While graphic images of injuries may be beneficial in some teaching settings, care should be taken to make sure the pictures are appropriate for viewing by your audience. Be aware that there are laws relating to the right of privacy and publicity. If your organization uses any pictures or photographs that show recognizable images of any individual or third party owned trademarks or other proprietary property, your organization is solely responsible for obtaining all necessary releases.



SUMMARY

GUIDELINES SUMMARY AND AUTHORIZATION

This style guide provides guidance on how the STOP THE BLEED® mark and related brand assets should be used. Requests for uses that are not covered by the style guide or to request information about educational and product licensing please contact DoD at stopthebleed@stripes.osd.mil.

All uses of the logo must comply with the following rules:

- The STOP THE BLEED® logo may not be superimposed onto any other design or artwork.
- Proper spacing between text or other designs or logos must be maintained.
- No verbiage or additional visual elements may be added to the logo except through the use of taglines as shown in this style guide.
- Do not re-proportion or modify the logo in any way.
- The logo may only be reproduced in the Pantone colors and color formulas shown in this style guide.
- No profanity, vulgar language, hate language or sexual innuendos are allowed.
- Graphic images showing serious injuries may be allowed if it is clearly related to educating the public in the proper way to control severe bleeding.
- The logo may not be used in a manner that would appear to endorse any product, company, organization, political party or religion.
- STOP THE BLEED® is a registered trademark in the U.S. and many foreign countries. It should always be printed in capital letters and followed by the registered ® symbol.
- Any exception to the above rules must be approved by DoD in writing. Requests for exceptions should be sent to DoD at stopthebleed@stripes.osd.mil.

The Defense Health Agency and the Combat Casualty Care Research Program are focused on ensuring that all bleeding control training programs and any product that displays the STOP THE BLEED® logo meets DoD quality standards. If you encounter a use of the STOP THE BLEED® logo that you believe does not meet the standards set forth in this style guide, or may not have been properly licensed by DoD, please inform us by sending an email to stopthebleed@stripes.osd.mil.